

# LED CURING LAMPS

**DELO**











## DELOLUX 50 ×1

## DELOLUX 50 ×4

## DELOLUX 505

## DELOLUX 80

<b>Description</b>	High-intensity spot light source	High-intensity spot light source	High-intensity spot light source	High-intensity area lamp for small bonding areas
<b>Lamp head dimensions</b>	Ø 12 mm × 71 mm	Ø 15 mm × 76 mm	Ø 12 mm × 64 mm	365 nm: Ø 27 mm × 92 mm 400 nm: Ø 27 mm × 92 mm 460 nm: Ø 20 mm × 85 mm
<b>Light exit area</b>	Ø 8.6 mm* 	Ø 11.5 mm* 	Ø 10 mm* 	365 nm: Ø 23.0 mm 400 nm: Ø 23.0 mm 460 nm: Ø 16.9 mm 
<b>Wavelength/typical intensity</b>	365 nm: ≥ 18,000 mW/cm <sup>2</sup> @ 2 mm 400 nm: ≥ 15,000 mW/cm <sup>2</sup> @ 2 mm 460 nm: ≥ 14,000 mW/cm <sup>2</sup> @ 2 mm	365 nm: ≥ 3,500 mW/cm <sup>2</sup> @ 9 mm 400 nm: ≥ 7,000 mW/cm <sup>2</sup> @ 9 mm	365 nm: ≥ 7,950 mW/cm <sup>2</sup> @ 10 mm 400 nm: ≥ 10,500 mW/cm <sup>2</sup> @ 10 mm	365 nm: ≥ 4,000 mW/cm <sup>2</sup> @ 14 mm 400 nm: ≥ 5,500 mW/cm <sup>2</sup> @ 14 mm 460 nm: ≥ 2,500 mW/cm <sup>2</sup> @ 5 mm
<b>Cooling mechanism</b>	 Passive cooling via heat sink in lamp head	 Passive cooling via heat sink in lamp head	 Passive cooling via heat sink in lamp head	 Closed, monitored Coldguide liquid circuit
<b>Control</b>	DELOLUX pilot and optionally downstream PLC	DELOLUX pilot and optionally downstream PLC	DELOLUX pilot and optionally downstream PLC	DELO-UNIPRO, DELO-UNIPRO Light or external PLC

\* Different optics available

# DELOLUXcontrol

The measuring device can be used to detect changes in light intensity that may be caused by aging, contamination, impurities or changes in distance of the lamp heads. It can be equipped and operated with different detector heads. The EEPROM

technology used makes an additional, regular calibration of the display units with the sensor heads unnecessary. This allows detector heads and display units to be changed or expanded quickly and easily.



## Highest quality

All DELO devices are "made in Windach". To ensure maximum quality of our products, we bundle development, production, technical testing and support (e. g. also process simulations) at our headquarters. However, our sales engineers will also support you wherever you are – worldwide from our subsidiaries or one of our representative offices.

## Plug and play



The DELOLUX lamps and matching base units can be integrated into production lines via plug & play. Immediately after connecting, the base unit automatically releases all important information about the plugged-in light source, without the need for manual configuration in advance. Within a few minutes, the devices are ready for use.



Further information:

[www.DELO.show/light-curing](http://www.DELO.show/light-curing)

# DELO

DELO Industrial Adhesives

China | HQ Germany | France | Italy | Japan | Korea  
Malaysia | Singapore | Thailand | Czech Republic | USA

The technical data are for informational purposes only. Specific values can be found in the user manual. It is the user's responsibility to test the suitability of the device for the intended purpose by considering all specific requirements. If you need support in using the devices, please feel free to ask your contacts in our Sales Department.

[www.DELO-adhesives.com](http://www.DELO-adhesives.com)

